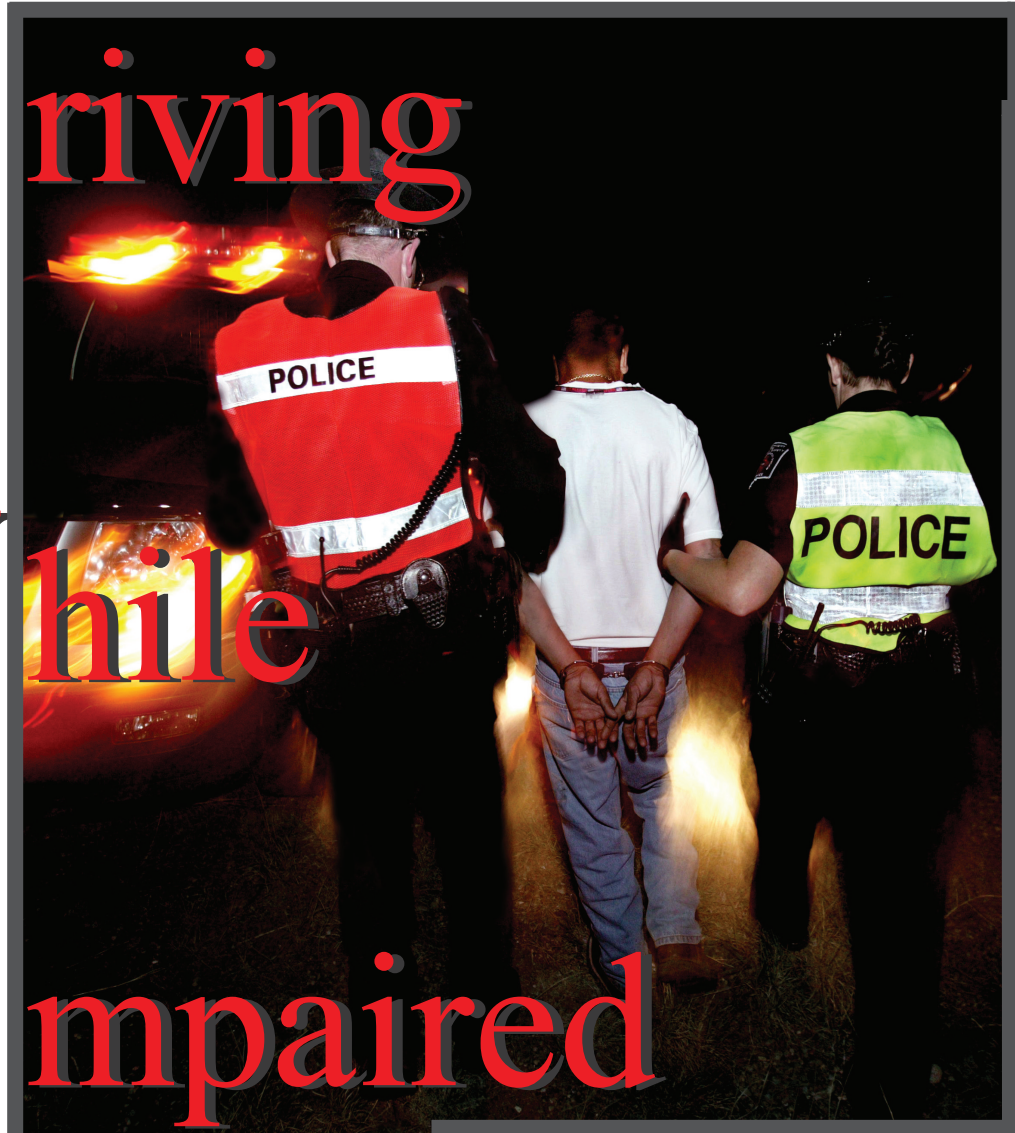


D **riving**
W **hile**
I **mpaired**



New Mexico 2007



New Mexico DEPARTMENT OF
TRANSPORTATION

MOBILITY FOR EVERYONE



Rachel O'Connor
New Mexico DWI Czar
Office of the Governor

The State of New Mexico has made considerable progress in its fight to stop DWI. Strategic and aggressive programs and policies in tandem with effective law enforcement, public awareness campaigns, liquor control measures, educational programs and treatment initiatives have led to a 35% reduction of alcohol involved fatalities from 2003-2008. New Mexico has received national recognition for this benchmark coupled with the State's move out of the National Highway Traffic Safety Administration's top ten list for the alcohol-related death rate per 100,00 miles traveled.

New Mexico's efforts to reduce DWI stem from a comprehensive approach that incorporates a variety of programs initiated in accord with the State's five year strategic plan. Initiatives such as Ignition Interlock; felony charges for serving alcohol to minors; public awareness campaigns featuring the state's slogan—You Drink, You Drive, You Lose; Liquor Control Act enforcement; the Drunk Buster Program and Super Blitz enforcement, all play a role in reducing DWI. Several new and effective programs were initiated this year and contributed to the State's success.

- The State funded a six counties Court Monitoring Program initiated in 2008 that has provided insight on the DWI court process, identifying chronic court issues and making recommendations to improve sentencing and court practices. Outcomes have served as a guide for funding new programs and have also served to develop policy recommendations.
- The State's intent to reduce DWI on tribal lands included a renewed commitment to work in partnership with New Mexico tribes. In 2008 the State forged a cross commissioning agreement with the Navajo Nation and law enforcement agencies from McKinley County. Funds were allocated from the State for a State/Tribal DWI Task Force that is comprised of four law enforcement agencies that assist in patrolling on and around the Navajo Nation. Enforcement efforts are supplemented by a public awareness campaign that is written and directed by Native Americans. The State is working with tribes to extend the License Revocation Program for those arrested on tribal lands.
- The first hearing under the "Three Strikes Regulation" went into effect calling for the revocation of a liquor license if a bar or restaurant consistently serves minors or intoxicated persons.
- Law enforcement agencies statewide participated in the "100 Days and Nights of Summer Program" conducting over 200 DWI checkpoints and issuing over 100,000 citations to reduce DWI crashes during the summer months.

These and other efforts will continue in 2009, expanding programs to address court issues, drugged driving, and increased penalties for first and repeat offenders. We are in appreciation for the dedicated endeavors and resources set forth by agencies, organizations and individuals. Thank you all for the concerted effort and commitment to the State of New Mexico.

FOR MORE INFORMATION CONTACT:

The New Mexico Department of Transportation
Traffic Safety Bureau
1-505-827-0427
1-800-541-7952

The University of New Mexico, Division of Government Research, produces this report for the New Mexico Department of Transportation. The report provides statistical information that contributes to the impaired driving plan and the DWI initiatives conducted statewide.

On the Cover:

Department Public Safety Motor Transportation Police arrest a drunk driver at a checkpoint during the 100 days and nights of summer campaign.

Photo by Peter Olson, Department of Public Safety

DWI in New Mexico

is a publication of the
New Mexico Department of Transportation
Programs Division
Traffic Safety Bureau

P.O. Box 1149
Santa Fe, NM 87504-1149
(505) 827-0427

<http://www.nmshtd.state.nm.us/main.asp?secid=14474>

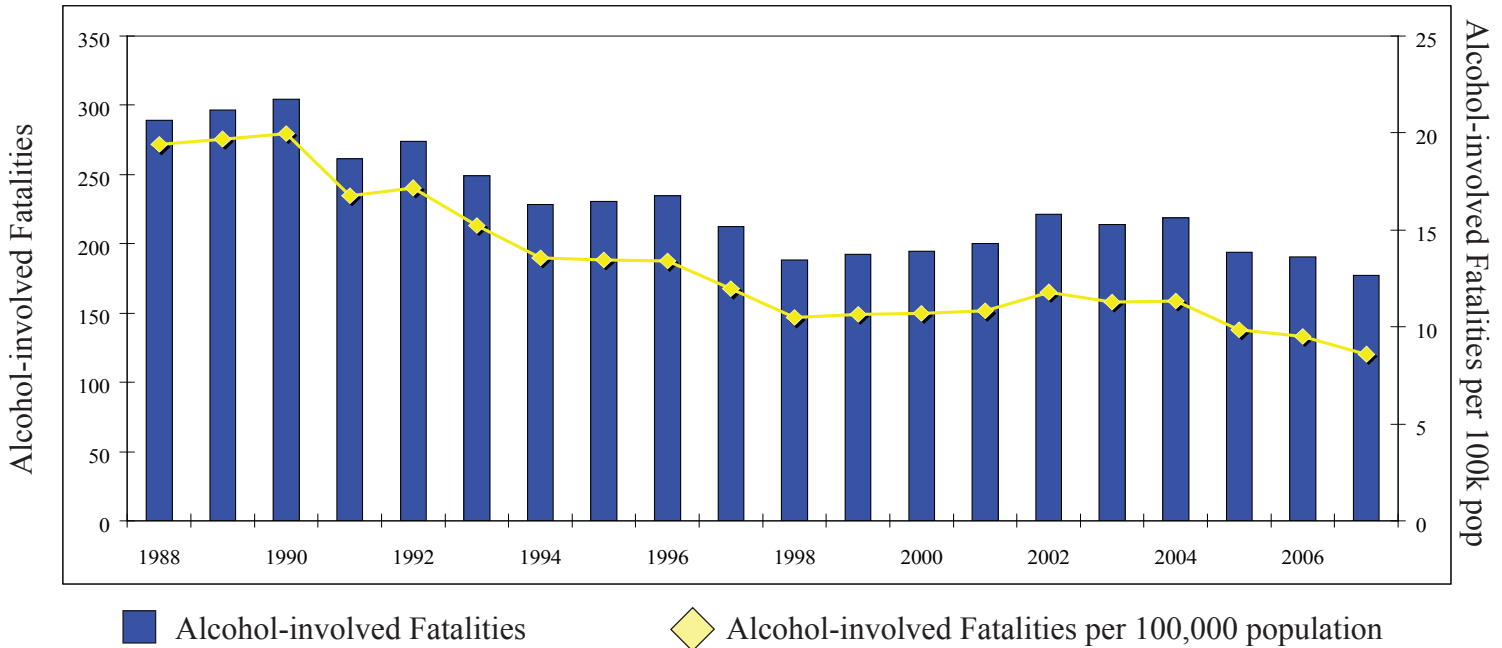
Impact on New Mexico	2
Laws	6
Where	8
When	10
How	12
Who	14
BAC Tests	15
Case Results	16
Trends	17
Repeat Offenders	18
Index and Sources	20
Fatal or Injury Impaired Crashes Map	Inside Back Cover
Per Capita Costs of Crashes Map	Back Cover

The Traffic Safety Bureau of the New Mexico Department of Transportation (NMDOT) develops programs to address traffic issues in the state. The mission of the Bureau is to continuously reduce traffic-related fatalities, injuries and crashes. Program initiatives include education, enforcement, regulation, legislation, prevention, screening and treatment, and public information. The Bureau works in partnership with New Mexico law enforcement agencies statewide to enforce traffic safety laws.

Note: Alcohol-involved crashes in 2005 were under-reported. Also, the 1999 crash file contains 15% fewer crashes than the 1998 file. This may be due to problems in implementing the new system after the old system failed, or to under-reporting. Care should be used when interpreting differences between 1999 and other years in this report.

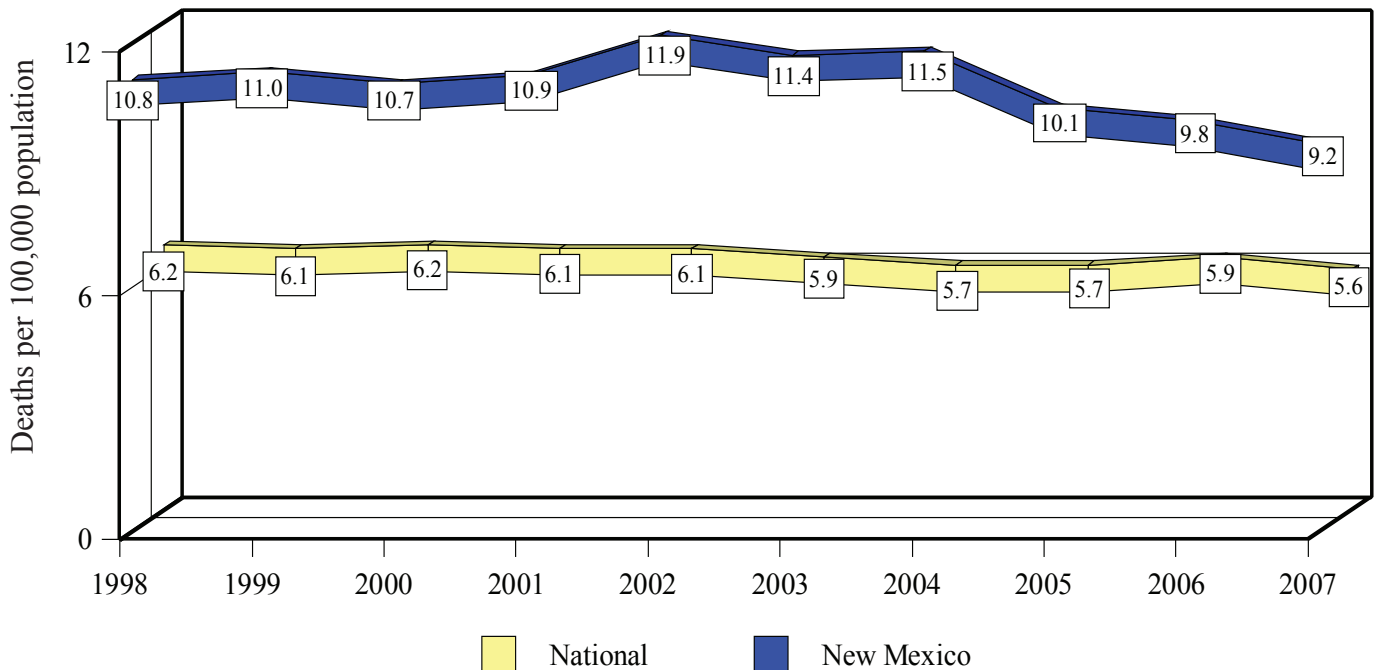
Drugs vs Alcohol-involved? In prior years, crashes involving drugs (but not alcohol) were coded as alcohol-involved. In this year's report only alcohol-involved crashes are included in the table, except for page 4. Crashes where the only alcohol involvement was on the part of a non-driver, such as a pedestrian, are also considered alcohol-involved crashes and are included in the totals for all the charts and graphs.

Alcohol-involved Fatalities and Rate, 1988-2007



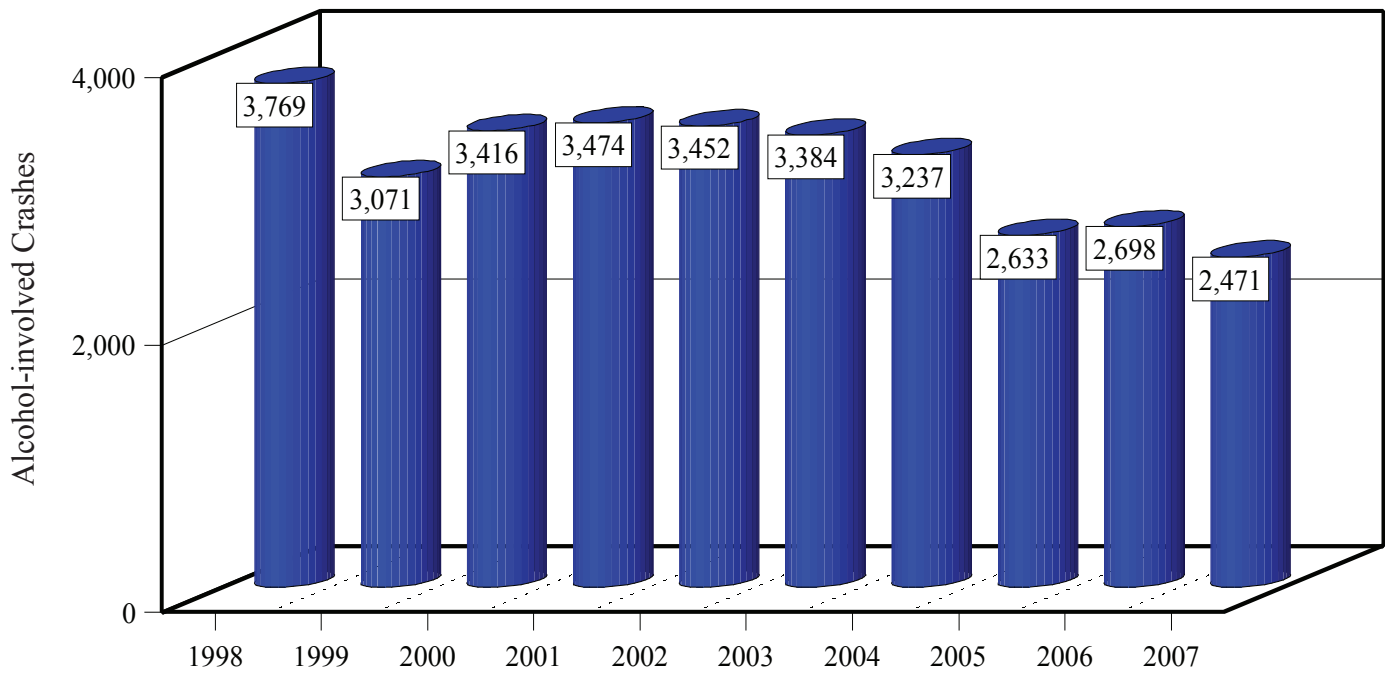
Source: Crash files, Census Bureau, UNM Bureau of Business and Economic Research (populations for 2001-2007)

Alcohol-involved Fatality Rates, 1998-2007



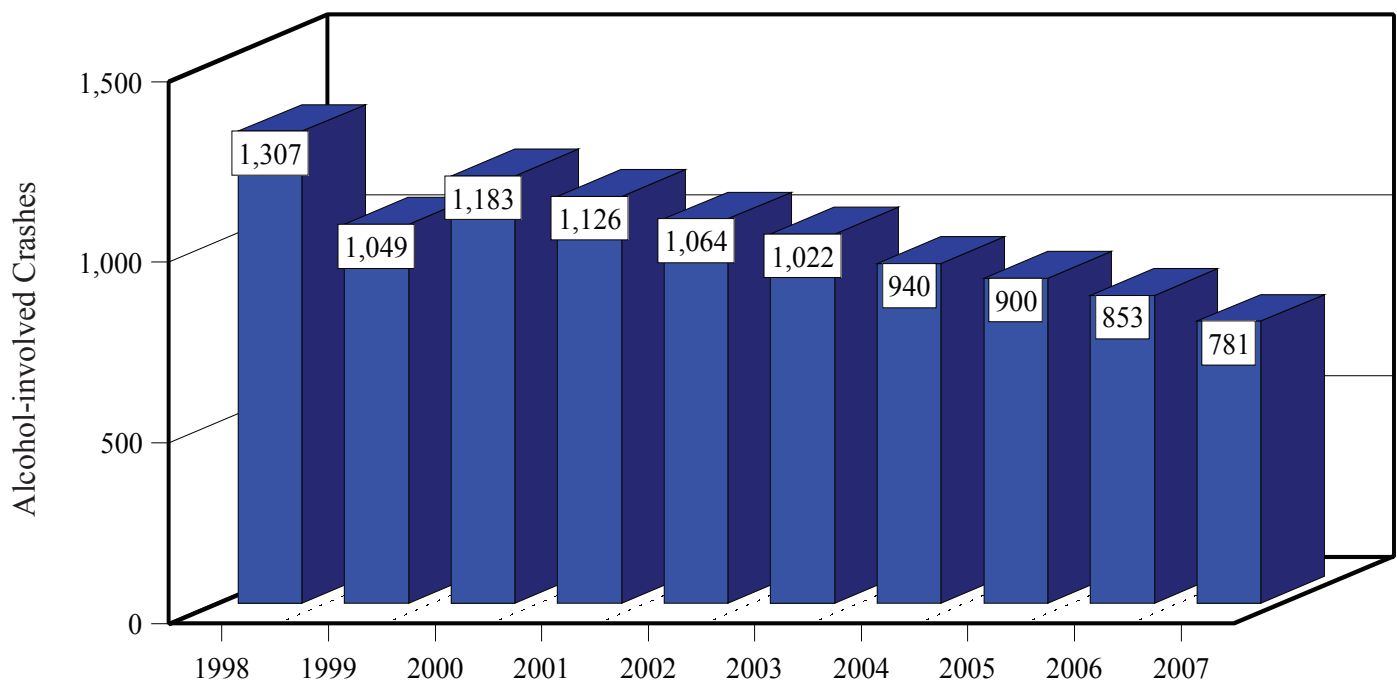
Source: Fatality Analysis Reporting System, the Census Bureau and Crash files

Alcohol-involved Crashes, 1998-2007



Source: Crash files

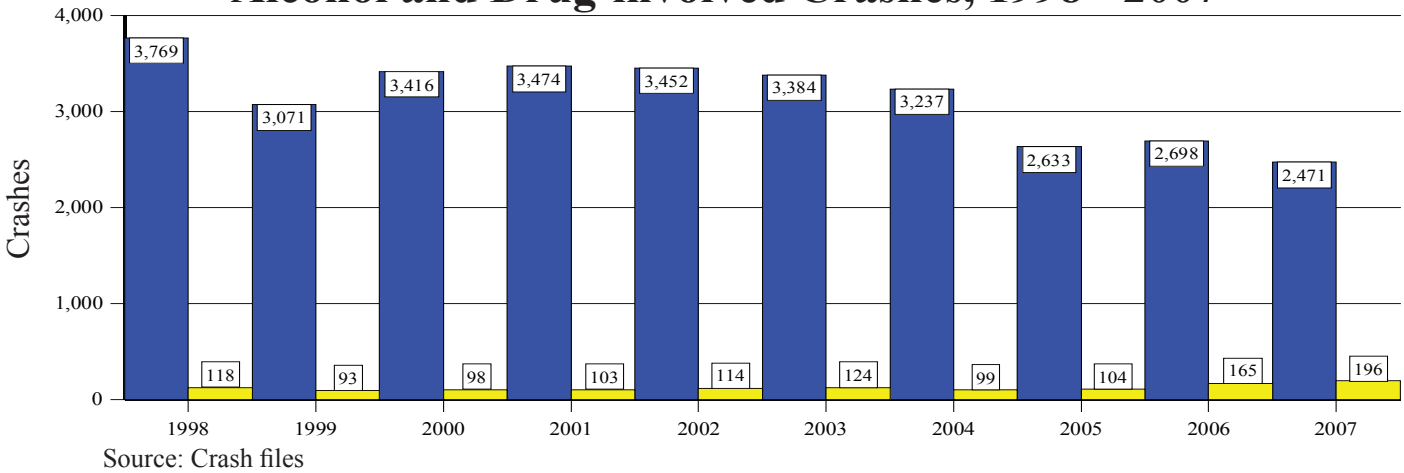
Alcohol-involved Serious Injury Crashes, 1998-2007



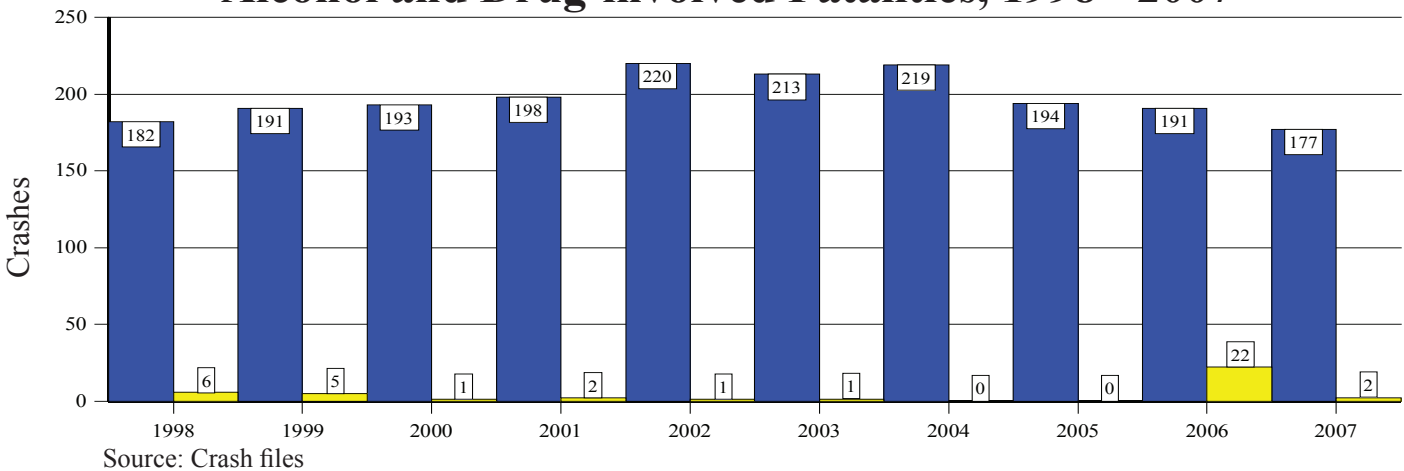
Source: Crash files

Drug-involvement includes all legal and illegal types of drug use. Drug-involvement is determined by the investigating officer at the scene of the crash.


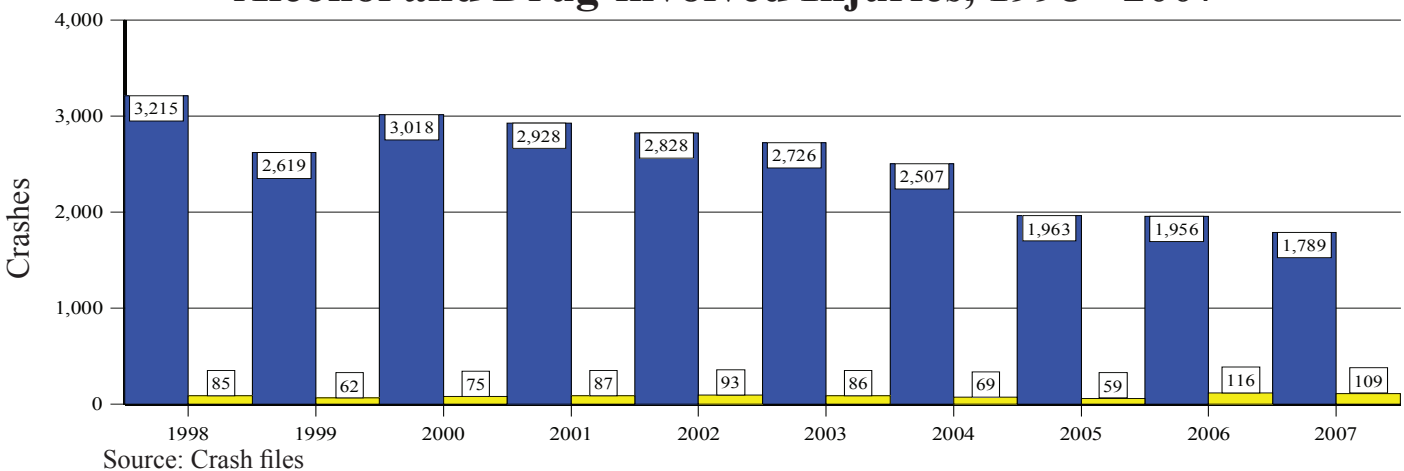
Alcohol and Drug-involved Crashes, 1998 - 2007



Alcohol and Drug-involved Fatalities, 1998 - 2007



Alcohol and Drug-involved Injuries, 1998 - 2007



Victims of Alcohol-involved Crashes, 2007

County	People in Crashes			Impact (in dollars) ²		2007 Population ³
	Total	Sober ¹	Under 18	Total (000)	Per capita	
Bernalillo	1,771	742	419	223,548	355	629,292
Catron	1	0	0	814	237	3,431
Chaves	149	50	35	31,196	498	62,595
Cibola	74	23	12	22,869	839	27,261
Colfax	15	0	1	7,851	594	13,216
Curry	92	31	24	16,274	359	45,328
De Baca	1	0	0	814	425	1,916
Doña Ana	438	167	97	86,800	437	198,791
Eddy	109	31	27	17,359	340	51,002
Grant	97	30	25	21,958	739	29,699
Guadalupe	18	5	2	5,681	1,278	4,447
Harding	0	0	0	0	0	716
Hidalgo	13	1	1	3,926	794	4,945
Lea	149	49	23	31,195	537	58,043
Lincoln	88	34	13	20,346	1,041	19,537
Los Alamos	16	1	4	3,254	175	18,558
Luna	57	16	13	10,420	386	26,996
McKinley	436	183	98	97,426	1,391	70,059
Mora	3	1	2	1,628	321	5,069
Otero	124	40	12	26,584	421	63,129
Quay	30	3	3	11,378	1,268	8,971
Rio Arriba	158	48	16	47,206	1,156	40,827
Roosevelt	38	6	7	9,494	496	19,142
Sandoval	191	64	29	38,611	328	117,866
San Juan	607	237	89	107,691	880	122,427
San Miguel	47	14	8	8,137	284	28,655
Santa Fe	474	191	83	92,446	647	142,955
Sierra	36	2	7	11,649	946	12,316
Socorro	56	16	8	17,857	986	18,118
Taos	95	35	24	23,331	738	31,608
Torrance	22	3	6	7,596	458	16,598
Union	2	1	0	814	215	3,792
Valencia	106	34	18	20,742	291	71,364
Total	5,513	2,058	1,106	1,026,896	522	1,968,669

Source: Crash files

1. Sober people are drivers, passengers and pedestrians who were involved in a crash with a driver or pedestrian who had been drinking.
2. Impact is the cost of DWI related crashes in New Mexico based on Federal Highway Administration estimation formulae (*The Costs of Highway Crashes*, FHWA-RD-91-055, Federal Highway Administration, 1991). The figures are based on 1988 dollars, adjusted for inflation to 2007 dollars. **These are estimates, not actual dollar amounts.** Included are direct costs such as lost wages and medical expenses, and indirect "willingness to pay" estimates of lost quality of life.
3. Population estimates are for July 2007 and are from the U.S. Census Bureau.

DWI Penalties in New Mexico*

Offense	Administrative License Revocation
Implied Consent Violation (Driving with BAC over legal limit or refusal to take the BAC test)	Age under 21 and BAC at least .02: 1 year for first offense Age 21 or older and BAC at least .08: 90 days for first offense CDL and BAC at least .04: 90 days for first offense Refusal: 1 year Any subsequent offense: 1 year Ignition interlock license available ²

Note that this is **not** a criminal offense and the resulting license revocation is an administrative, not a criminal penalty. Municipalities are prohibited from establishing *per se* BAC limits different from state limits (§66-8-102.2). Licenses remain revoked until offenders reinstate them.

Criminal Sanctions (Basic Sentence)					Aggravated ³
DWI Offense	Jail ⁴	Fines/Fees/Costs ⁵	License Revocation	Other	If convicted of ADWI
1st Misdemeanor §66-8-102E	Maximum: 90 days ⁴ Mandatory: 48 hours if offender fails to comply with any condition of probation §66-8-102E	Maximum: \$500 §66-8-102E License Fee: \$100 §66-5-33.1 Crime Lab Fee: \$65 §31-12-7A Community Fee: \$75 Interlock license fee: \$45 §66-5-35B&C Alcohol Screening: \$100 - \$200 DWI School: \$150 Interlock costs: \$960+/yr. Corrections fee: \$20 §66-5-1D(1)	1 year §66-5-29 A(2), C(1) Interlock license required ² §66-8-102N(1) Tested within 3 hours of driving when the BAC is from alcohol consumed before or while driving ¹	Mandatory: Screening ⁶ DWI school Interlock installed for 1 year Community service (minimum of 24 hours) §66-8-102E, K If ordered by Court: Treatment ⁶ Probation (up to 1 year) §66-8-102E, K	Mandatory: Additional 48 hours jail §66-8-102D, E
2nd Misdemeanor §66-8-102F	Mandatory: 96 hours Maximum: 364 days ⁴ Mandatory: 7 days if offender fails to comply with sentence §66-8-102F(1)	Maximum: \$1,000 §66-8-102F Mandatory: \$500 §66-8-102F(1) All other costs and fees are the same as first offense.	2 years §66-5-29A(3) & §66-5-29C(2)(a) Interlock license required ² §66-8-102N(2)	Mandatory: Treatment, Screening ⁶ , Community service (minimum of 48 hours), Ignition interlock installed for 2 years §66-8-102L, K, F(1), N(2) Vehicle forfeiture in civil action in: Albuquerque & Las Cruces and the counties of Doña Ana & Torrance. If ordered by court: up to 5 years probation §66-8-102F	Mandatory: Additional 96 hours jail §66-8-102D & F(1)
3rd Misdemeanor §66-8-102F	Mandatory: 30 days Maximum: 364 days ⁴ Mandatory: 60 days if offender fails to comply with sentence. §66-8-102F(2)	Maximum: \$1,000 §66-8-102F Mandatory: \$750 §66-8-102F(2) All other costs and fees are the same as first offense.	3 years §66-5-29A(3) & §66-5-29C(2)(b) Interlock license required ² 66-8-102N(3)	Mandatory: Treatment, Screening ⁶ , Community service (minimum of 96 hours), Ignition interlock installed for 3 years §66-8-102L, K, F(2), N(3) Vehicle forfeiture in civil action in: Albuquerque, Las Cruces, Santa Fe, and the counties of Doña Ana, Santa Fe, & Torrance. If ordered by court: up to 5 years probation §66-8-102F	Mandatory: Additional 60 days jail §66-8-102D & F(2)

*All section numbers (§...) refer to New Mexico Statutes Annotated, 1978.

Criminal Sanctions (Basic Sentence) - continued

DWI Offense	Jail⁴	Fines/Fees/Costs⁵	License Revocation	Other
4th or 5th 4 th Degree Felony §66-8-102G	Mandatory: 6 months (4 th) 1 year (5 th) §66-8-102G,H Maximum: 18 months (4 th) ⁴ 2 years (5 th) ⁴ §66-8-102G,H	Maximum: \$5,000 §31-18-15E(9) All other costs and fees are the same as first offense.	Revoked for life. Ignition interlock license required 66-5-29A(3) & 66-5-29C(2)(c) Offender may apply to district court for restoration of license after 5 years.	Mandatory: Treatment, Screening ⁶ , Ignition interlock for life §66-8-102M, K, N(4) Vehicle forfeiture in civil action in: Albuquerque, Las Cruces, & Santa Fe, and the counties of Doña Ana, Santa Fe, & Torrance.
6th or subsequent 3 rd Degree Felony §66-8-102I, J	Mandatory: 18 months (6 th) 2 years (7 th +) §66-8-102I, J Maximum: 30 months (6 th) ⁴ 3 years (7 th +) ⁴ §66-8-102I, J	Maximum: \$5,000 §31-18-15E(9) All other costs and fees are the same as first offense.	Revoked for life. Ignition interlock license required 66-5-29A(3) & 66-5-29C(2)(c) Offender may apply to district court for restoration of license after 5 years.	Mandatory: Treatment, Screening ⁶ , Ignition interlock for life §66-8-102M, K, N(4) Vehicle forfeiture in civil action in: Albuquerque, Las Cruces, & Santa Fe, and the counties of Doña Ana, Santa Fe, & Torrance.
Vehicular Homicide 3 rd Degree Felony §31-18-15A(6)	Maximum: 6 years §31-18-15A(6)	Maximum: \$5,000 §31-18-15E(7)	Depends on number of prior DWI offenses No interlock license or limited license allowed §66-5-35A(C) & §66-5-503C	4 years extra jail time added for each prior DWI conviction within the past 10 years. §66-8-101D Includes tribal convictions §66-8-101E(2)
Driving While Revoked for DWI Misdemeanor §66-5-39A	Mandatory: 7 days §66-5-39A Maximum: 364 days ⁴ §66-5-39A	Mandatory: \$300 §66-5-39A Maximum: \$1,000 §66-5-39A	1 year added to current revocation period §66-5-39C	30 days immobilization of vehicle driven by offender. §66-5-39B Vehicle forfeiture in civil action as for 3 rd conviction

Notes on DWI Penalties

- Testing time limits:** The results of a chemical test given *more than 3 hours after driving* may be introduced as evidence of the BAC in the driver's blood or breath at the time of the test (not the time of driving) and the judge or jury will determine how much weight to give the evidence §66-10-110E.
- An ignition interlock license** allows drivers to drive without time and place restrictions and is available to every revoked driver except those who have committed vehicular homicide or great bodily injury by vehicle while under the influence of intoxicating liquor or drugs. An interlock is defined as "a device, approved by the traffic safety bureau, that prevents the operation of a motor vehicle by an intoxicated or impaired person." §66-5-502B. Out-of-state drivers convicted elsewhere of DWI within the last 10 years who apply for a NM license are eligible **ONLY** for an interlock license, according to the same schedule as NM offenders, §66-5-5E. The penalty for driving without an interlock when it's required by license is the same as driving while revoked, §66-5-504, §66-5-39. For an ignition interlock license application go to <http://ipl.unm.edu/traf/pubs/mvd10792.pdf>. **Criminal ignition interlock provisions:** Interlock **must** be installed on all vehicles driven by the offender **AND** the offender must obtain an ignition interlock license.
- Aggravated DWI** is a conviction for DWI when the offender: (a) drove with a BAC (Blood Alcohol Concentration) of .16 or higher within 3 hours of driving when the BAC is from alcohol consumed before or while driving, **or** (b) caused a person bodily injury while DWI, **or** (c) refused a BAC test when arrested.
- Mandatory jail time** must be served consecutively. A deferred sentence on a first offense is considered a first offense for the purposes of defining subsequent offenses (§66-8-102E).
- Fines and Fees** do not include increased insurance costs, treatment, lost wages, towing and storage, court costs and attorney fees.
- Screening and Treatment:** The judge shall sentence the offender to alcohol screening approved by the Dept. of Finance and Administration and if necessary, a court approved treatment program. Treatment is mandatory on any subsequent offense (§66-8-102K & L).

Source: Institute of Public Law, UNM School of Law. Laws are available at IPL's web site (<http://ipl.unm.edu/traf>).

Alcohol-involved Crashes and DWI Convictions by County, 2007

County	Crashes ¹				People Killed Injured Conv.			Rates ²		2007 Licensed Drivers
	Alcohol Fatal	% of all Fatal	Alcohol Injury	% of all Injury				Severe ³ Alcohol Crashes	DWI Conv.	
Bernalillo	30	45	334	6	31	532	3,876	0.8	8.6	448,776
Catron	1	100	0	0	1	0	16	0.3	4.8	3,348
Chaves	4	44	22	5	4	41	246	0.6	5.6	43,748
Cibola	5	38	12	10	5	23	296	1.1	18.3	16,179
Colfax	1	25	5	5	1	5	56	0.6	5.1	10,909
Curry	2	29	18	7	2	29	266	0.7	8.7	30,683
De Baca	0	0	1	10	0	1	4	0.6	2.4	1,657
Doña Ana	5	23	89	7	5	139	1,229	0.7	9.3	132,153
Eddy	1	11	20	6	1	34	271	0.6	7.2	37,473
Grant	3	33	18	10	4	35	142	0.9	6.1	23,234
Guadalupe	3	25	4	6	3	8	23	2.2	7.3	3,148
Harding	0	0	0	0	0	0	6	0	9.9	604
Hidalgo	1	17	4	9	1	10	26	1.4	7.4	3,525
Lea	5	38	32	9	5	49	267	0.9	6.6	40,508
Lincoln	3	75	21	13	3	32	102	1.4	5.9	17,272
Los Alamos	1	100	8	13	1	9	51	0.6	3.1	16,291
Luna	2	17	10	8	3	23	155	0.6	8.3	18,760
McKinley	19	56	65	18	24	130	926	2.2	24.3	38,115
Mora	0	0	0	0	0	0	44	0	11.8	3,724
Otero	1	17	24	8	3	40	258	0.6	6.4	40,547
Quay	1	17	11	12	1	11	57	1.6	7.7	7,357
Rio Arriba	11	85	43	19	15	75	458	1.8	14.9	30,748
Roosevelt	2	100	11	11	2	16	132	1.1	10.7	12,357
Sandoval	7	58	45	8	8	69	661	0.6	7.5	88,196
San Juan	18	55	103	12	23	188	1,277	1.6	16.4	77,723
San Miguel	2	33	12	16	2	21	258	0.7	13.7	18,807
Santa Fe	10	56	104	8	10	171	837	1.0	7.6	110,699
Sierra	1	33	6	9	1	8	48	0.7	5.1	9,504
Socorro	5	45	11	14	5	15	118	1.3	9.6	12,260
Taos	5	45	23	15	6	37	179	1.1	7.0	25,407
Torrance	1	13	7	10	1	8	83	0.7	7.3	11,296
Union	0	0	1	3	0	1	19	0.3	6.0	3,171
Valencia	5	42	16	5	6	29	282	0.4	5.4	51,783
Other						798				
Total	155	42	1,080	8	177	1,789	13,467	0.9	9.7	1,389,962

Sources: Crash files and Driver History file

1. The crash percentages shown are the percent of all crashes which involved alcohol. For example, 45 percent of all Bernalillo County fatal crashes involved alcohol, and resulted in 31 fatalities.
2. Rates are per 1,000 licensed drivers.
3. Severe crashes are those involving death or injury.

- ◆ DWI convictions are those handed down in 2007. The citations that resulted in these convictions could have been issued prior to 2007. See the note on page 18 for a complete explanation. Convictions are counted by county of driver residence, not the county in which the citation was issued. Driver residence county was determined by ZIP code. The 798 convictions received by drivers with missing, invalid, or out-of-state ZIP codes are shown as “Other” and are included in the total.
- ◆ See map on inside back cover

Alcohol-involved Crashes and DWI Convictions by City, 2007

























City	Crashes ¹				People Killed	People Injured	DWI Conv.	Rates ²		2007 Licensed Drivers
	Alcohol Fatal	% of all Fatal	Alcohol Injury	% of all Injury				Alcohol Crashes	DWI Conv.	
Alamogordo	0	0	14	7	0	19	166	0.5	6.1	27,189
Albuquerque	27	49	328	6	28	520	3,789	0.8	8.8	432,724
Artesia	0	0	1	3	0	1	78	0.1	6.8	11,531
Aztec	0	0	2	4	0	2	102	0.2	8.8	11,625
Bayard	0	0	0	0	0	0	17	0	9.7	1,758
Belen	3	75	2	3	4	6	64	0.3	4.2	15,352
Bernalillo	2	100	11	9	3	16	84	2.0	12.7	6,625
Bloomfield	1	50	2	9	1	4	120	0.3	11.8	10,167
Bosque Farms	0	0	0	0	0	0	22	0	5.6	3,945
Carlsbad	0	0	12	6	0	20	177	0.5	7.3	24,101
Clayton	0	0	0	0	0	0	15	0	6.9	2,180
Clovis	1	50	13	6	1	18	247	0.5	8.7	28,260
Corrales	0	0	2	9	0	2	28	0.2	3.5	8,027
Deming	0	0	5	8	0	8	151	0.3	8.8	17,247
Española	2	100	28	13	2	42	201	2.5	17.0	11,852
Eunice	0	0	2	40	0	2	9	0.9	4.2	2,125
Farmington	2	40	50	9	2	81	531	1.4	14.5	36,674
Gallup	6	75	33	16	7	59	290	2.6	19.2	15,083
Grants	0	0	4	8	0	4	84	0.6	11.9	7,087
Hobbs	1	50	18	8	1	25	178	0.7	6.6	26,808
Jal	0	0	0	0	0	0	7	0	4.3	1,631
Las Cruces	2	29	55	5	2	82	750	0.7	8.7	86,624
Las Vegas	1	100	9	13	1	13	208	0.8	16.5	12,612
Lordsburg	0	0	1	10	0	3	22	0.4	8.7	2,531
Los Alamos	1	100	8	13	1	9	51	0.6	3.1	16,291
Los Lunas	2	50	8	5	2	13	180	0.4	6.4	28,343
Lovington	1	50	3	8	1	3	67	0.5	7.7	8,755
Milan	1	33	0	0	1	3	22	0.5	11.4	1,923
Portales	0	0	6	11	0	9	129	0.5	11.3	11,417
Raton	0	0	1	3	0	1	32	0.2	5.2	6,206
Rio Rancho	0	0	21	6	0	29	319	0.4	5.5	57,546
Roswell	0	0	7	2	0	15	215	0.2	5.6	38,272
Ruidoso	1	100	8	11	1	13	44	1.2	5.7	7,701
Santa Fe	4	57	62	7	4	104	738	0.7	7.9	94,000
Silver City	1	100	9	7	2	16	83	0.7	5.7	14,628
Socorro	1	100	5	17	1	6	78	0.8	10.7	7,280
Sunland Park	0	0	1	7	0	1	57	0.1	8.4	6,819
Taos	3	43	11	12	4	18	74	1.5	8.1	9,147
T or C	0	0	2	6	0	2	32	0.4	6.1	5,211
Tucumcari	0	0	4	16	0	4	47	0.7	8.7	5,414
Tularosa	0	0	1	25	0	4	25	0.3	6.3	3,955

Sources: Crash files and Driver History file

1. The crash percentages shown are the percent of all crashes which involved alcohol. For example, 57 percent of all Santa Fe fatal crashes involved alcohol, and resulted in 4 fatalities.
2. Rates are per 1,000 licensed drivers.
3. Severe crashes are those involving death or injury.















- ◆ Only cities with estimated populations of 2,500 or more are included here.
- ◆ DWI convictions are those handed down in 2007. The citations that resulted in these convictions could have been issued prior to 2007. See the note on page 18 for a complete explanation.

Alcohol-involved Crashes and DWI Arrests by Month, 2007

Month	Crashes		Crashes	Arrests		Arrests
	Total	Percent		Total	Percent	
January	196	7.9		1,535	7.8	
February	180	7.3		1,605	8.2	
March	212	8.6		1,745	8.9	
April	183	7.4		1,738	8.9	
May	213	8.6		1,775	9.1	
June	199	8.1		1,677	8.6	
July	239	9.7		1,651	8.4	
August	229	9.3		1,554	7.9	
September	193	7.8		1,759	9.0	
October	210	8.5		1,555	7.9	
November	210	8.5		1,465	7.5	
December	207	8.4		1,538	7.8	
Total	2,471	100.0	100 200	19,597	100.0	1,000 2,000

Source: Crash files and DWI Citation Tracking file











Alcohol-involved Crashes and DWI Arrests by Day of the Week, 2007

Day	Crashes		Crashes	Arrests		Arrests
	Total	Percent		Total	Percent	
Sunday	295	11.9		1,873	9.6	
Monday	261	10.6		1,386	7.1	
Tuesday	282	11.4		1,820	9.3	
Wednesday	300	12.1		2,270	11.6	
Thursday	336	13.6		2,965	15.1	
Friday	454	18.4		4,644	23.7	
Saturday	543	22.0		4,639	23.7	
Total	2,471	100.0	300 600	19,597	100.0	2,500 5,000

Source: Crash files and DWI Citation Tracking file

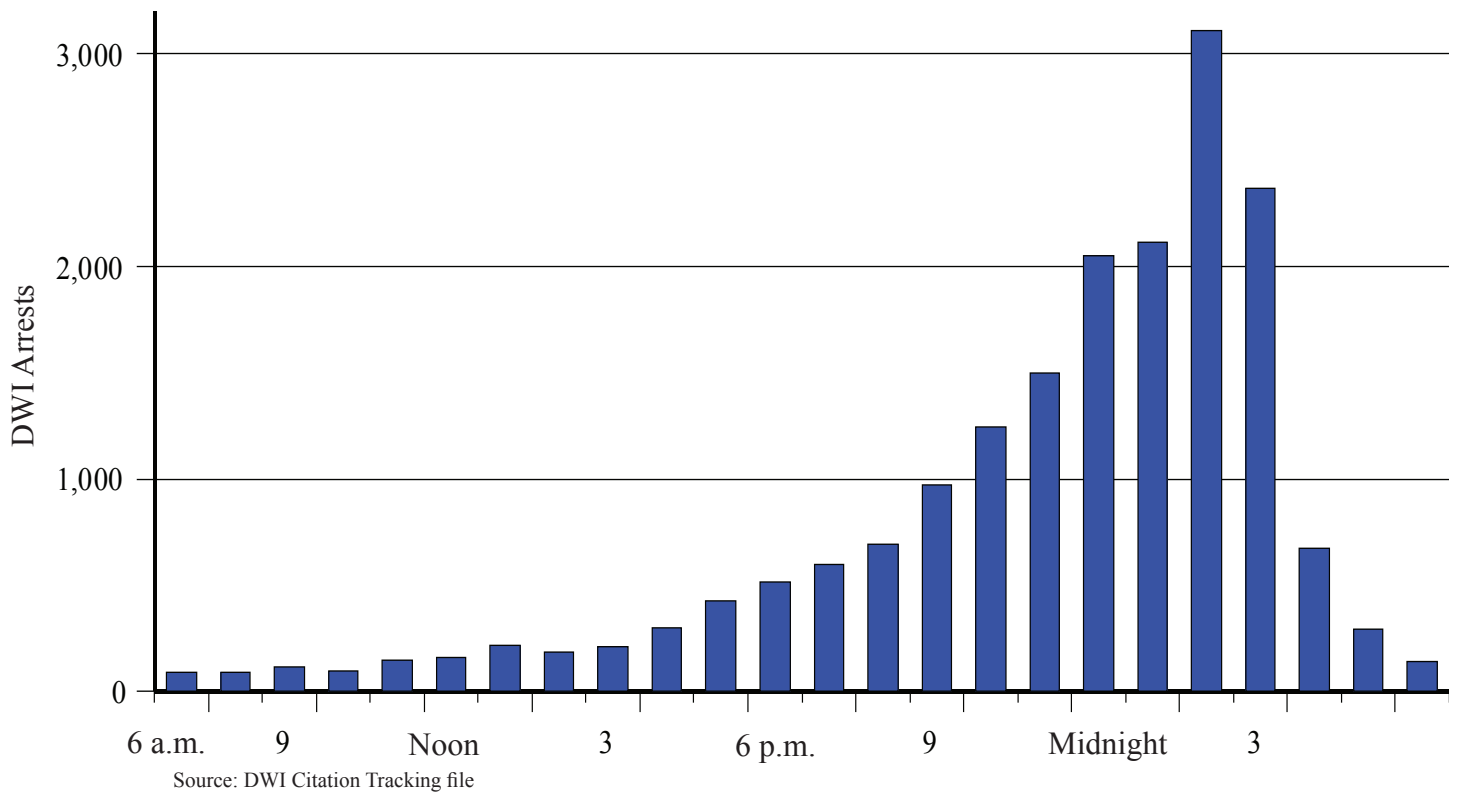
◆ For this table each day was considered to run from 6:00 a.m. to 5:59 a.m. the following morning.

Alcohol-involved Crashes and DWI Arrests by Agency, 2007

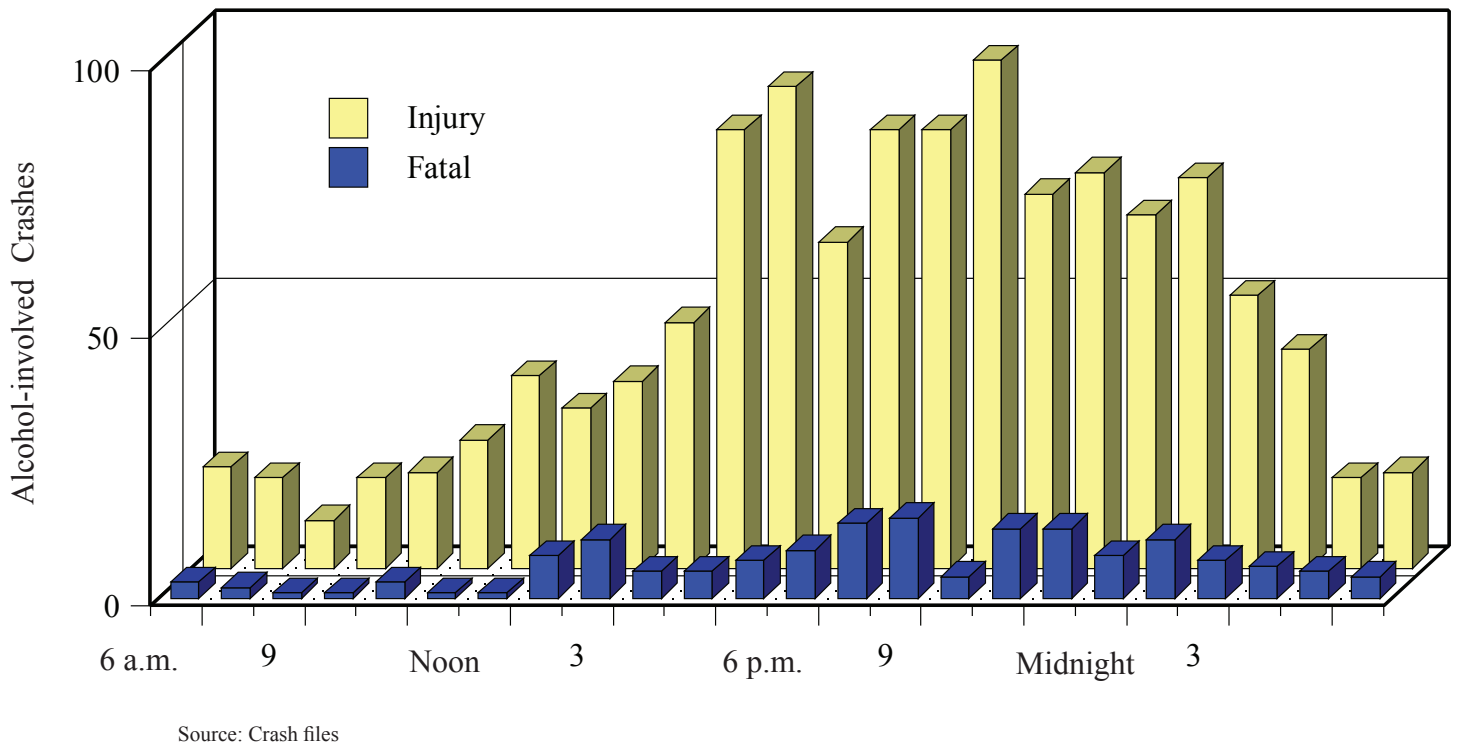
Agency	Crashes		Crashes	Arrests		Arrests
	Total	Percent		Total	Percent	
Albuquerque PD	626	25.3		5,903	30.1	
State Police	386	15.6		3,994	20.4	
County Sheriff	408	16.5		3,927	20.0	
Other City PDs	910	36.8		5,357	27.3	
Other	141	5.7		416	2.1	
Total	2,471	100.0	400 800	19,597	100.0	2,500 5,000

Source: Crash files and DWI Citation Tracking file

DWI Arrests by Hour of the Day, 2007



Alcohol-involved Crashes by Hour and Severity, 2007



Contributing Factors in Fatal Alcohol-involved Crashes, 2007

Contributing Factor	Count	Percent	Percent of Involvements		
Driver inattention	190	32.9			
Excessive speed	169	29.3			
Alcohol involved	166	28.8			
Other	88	15.3			
Other improper driving	80	13.9			
Drove left of center	66	11.4			
Failure to yield	28	4.9			
Disregard traffic control	18	3.1			
Improper overtaking	10	1.7			
Improper turn	9	1.6			
Mechanical defects	8	1.4			
Follow too close	2	0.3			
Total	577		10	20	30

Source: Crash files

- ◆ These are counts of all factors reported to have contributed to fatal crashes. These are *not* the same thing as fatal crash counts. A single crash often involves more than one vehicle, and each vehicle may be affected by more than one factor. The percents shown are the percents of vehicles in fatal crashes which were affected by each of the contributing factors. For these reasons the total here is higher than in other tables presenting fatal crash information, and the percentages sum to more than 100.

Alcohol-involved Crashes in New Mexico by Class, 2007

Class	Crashes					People	
	Total	% of Total	Fatal	% of Fatal	Injury	Killed	Injured
Other Vehicle	974	39	29	19	486	33	978
Fixed Object	775	31	18	12	248	22	300
Overturn	325	13	64	41	195	75	319
Parked Vehicle	210	8	2	1	54	3	72
Pedestrian	104	4	31	20	63	32	75
Other Non-collision	38	2	7	5	11	7	17
Pedalcyclist	17	1	1	1	14	1	15
Other Object	12	0	1	1	4	1	6
Animal	10	0	0	0	2	0	2
Vehicle on Other Road	4	0	2	1	2	3	4
Railroad Train	2	0	0	0	1	0	1
Total	2,471	100	155	100	1,080	177	1,789

Source: Crash files

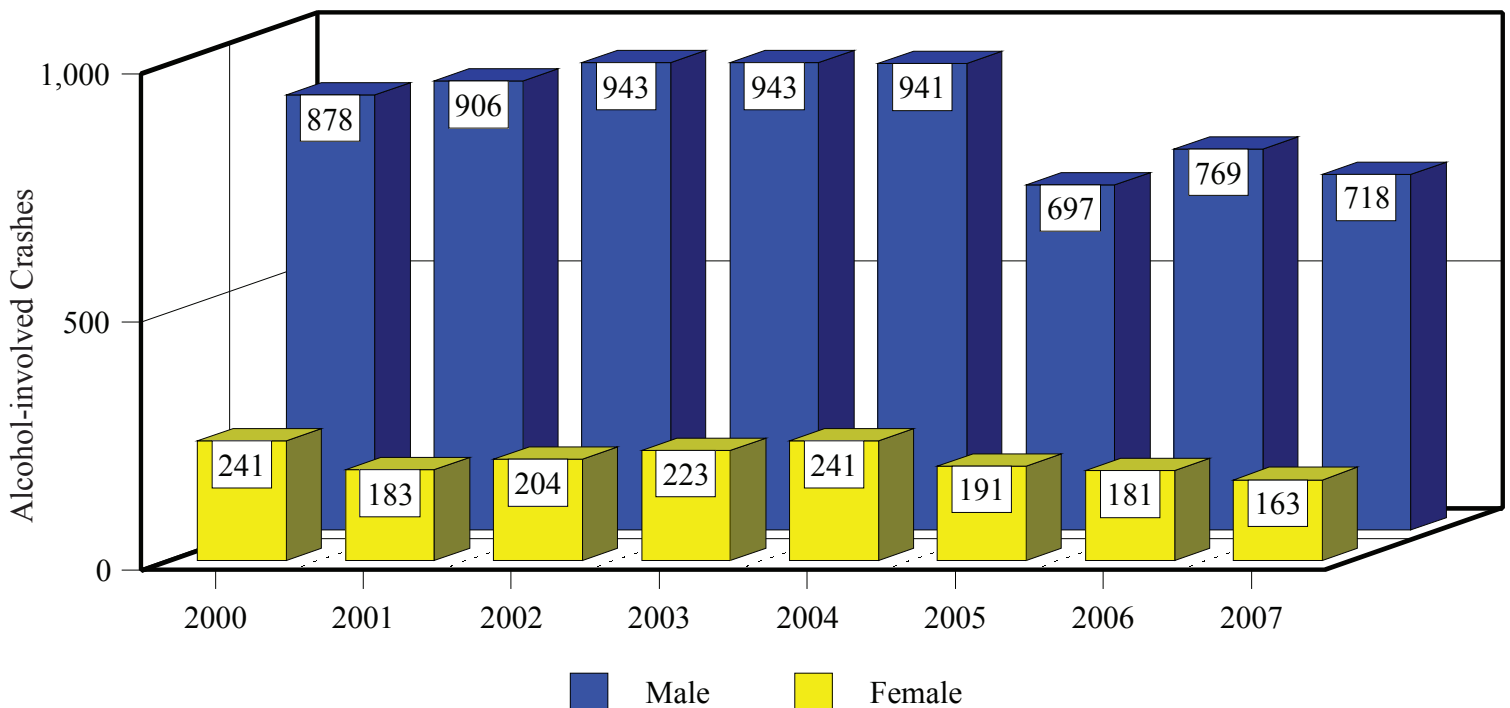
- ◆ Crash class is based on the first harmful event in the crash, such as colliding with something or overturning.

Alcohol-involved Crashes by Vehicle Type, 2007

Vehicle Type	Total	Fatal	Injury	Total
Passenger Car	1,832	70	821	
Pickup	1,002	56	450	
Van or 4WD	598	33	252	
Motorcycle	115	26	74	
Pedestrian	111	31	70	
Semi	58	15	27	
Pedalcyclist	18	1	14	
Bus	4	0	2	
Other	109	1	47	
Unknown	124	4	52	
Total	3,971	237	1,809	

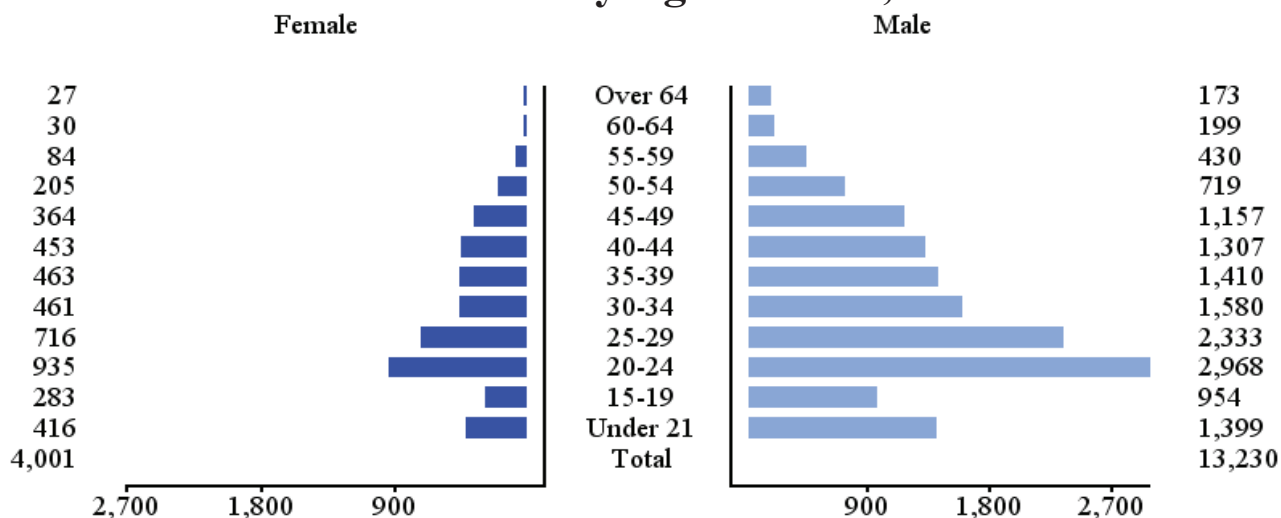
Source: Crash files

Speed-Related Alcohol-involved Crashes by Sex, 2000-2007



Source: Crash files

DWI Arrests by Age and Sex, 2007



Source: DWI Citation Tracking file

Alcohol-involved Crashes and DWI Convictions by Driver Age and Sex, 2007

Age	Severe Crash Drivers ¹				DWI Conv.	Rates ²		Licensed Drivers
	Fatal		Injury			Severe Alcohol Crashes	DWI Conv.	
	Male	Female	Male	Female				
Under 15	0	0	0	1	3	*	*	39
15-19	15	0	92	30	740	2.04	11.02	67,133
20-24	24	6	197	37	3,263	2.21	27.31	119,495
25-29	22	4	142	54	2,505	1.76	19.87	126,046
30-34	12	1	78	21	1,713	0.95	14.59	117,438
35-39	14	2	83	29	1,541	1.07	12.88	119,663
40-44	11	4	79	30	1,410	0.99	11.27	125,159
45-49	16	3	71	26	1,230	0.82	8.71	141,290
50-54	11	1	46	16	709	0.54	5.14	137,907
55-59	7	1	34	10	358	0.41	2.82	127,029
60-64	3	0	14	1	161	0.18	1.57	102,857
Over 64	9	0	23	1	153	0.16	0.74	205,906
Total	144	22	859	256	13,786	0.92	9.92	1,389,962
Under 21	18	0	142	38	1,238	2.20	13.74	90,076

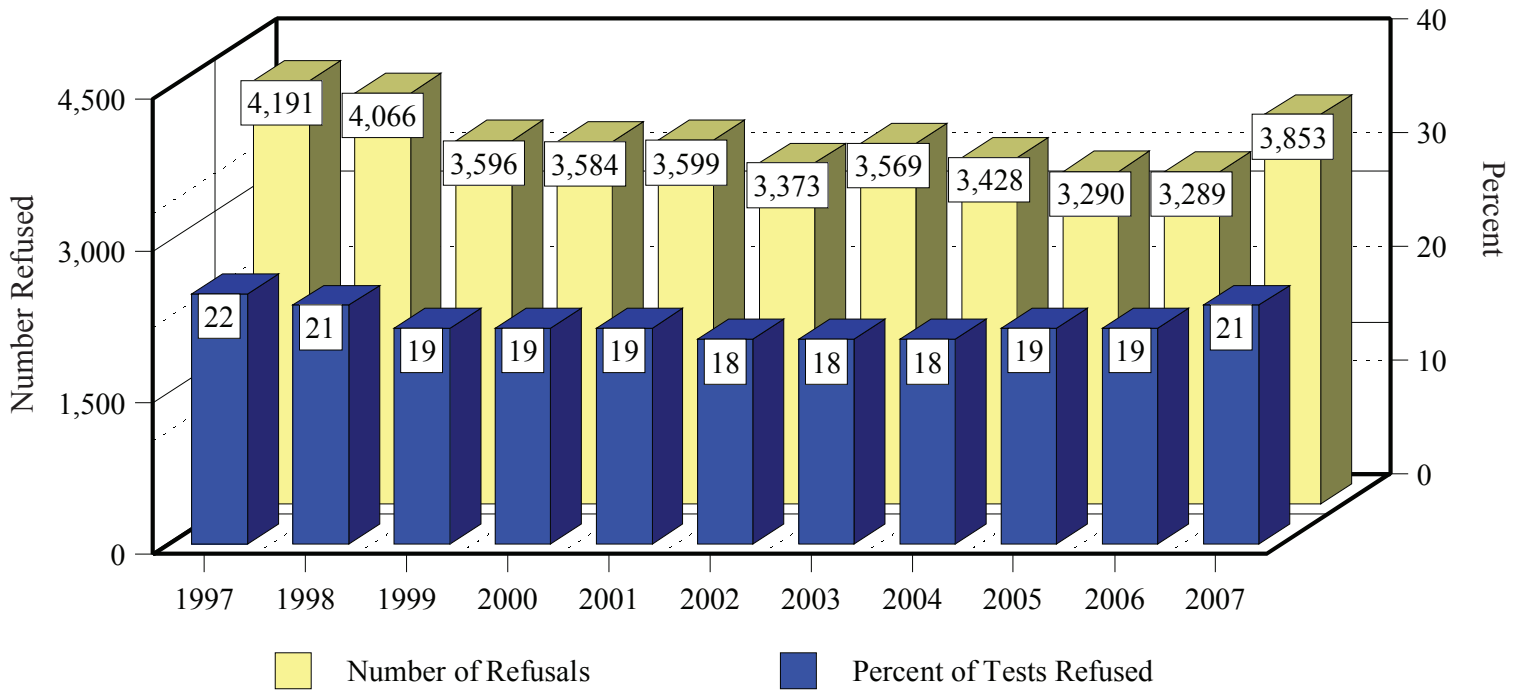
Sources: Crash files and Driver History file

1. Severe crashes are those resulting in death or injury.
2. Rates are per 1,000 licensed drivers.

* Due to the low number of licensed drivers under 15 years old the rates for this age group are not informative.

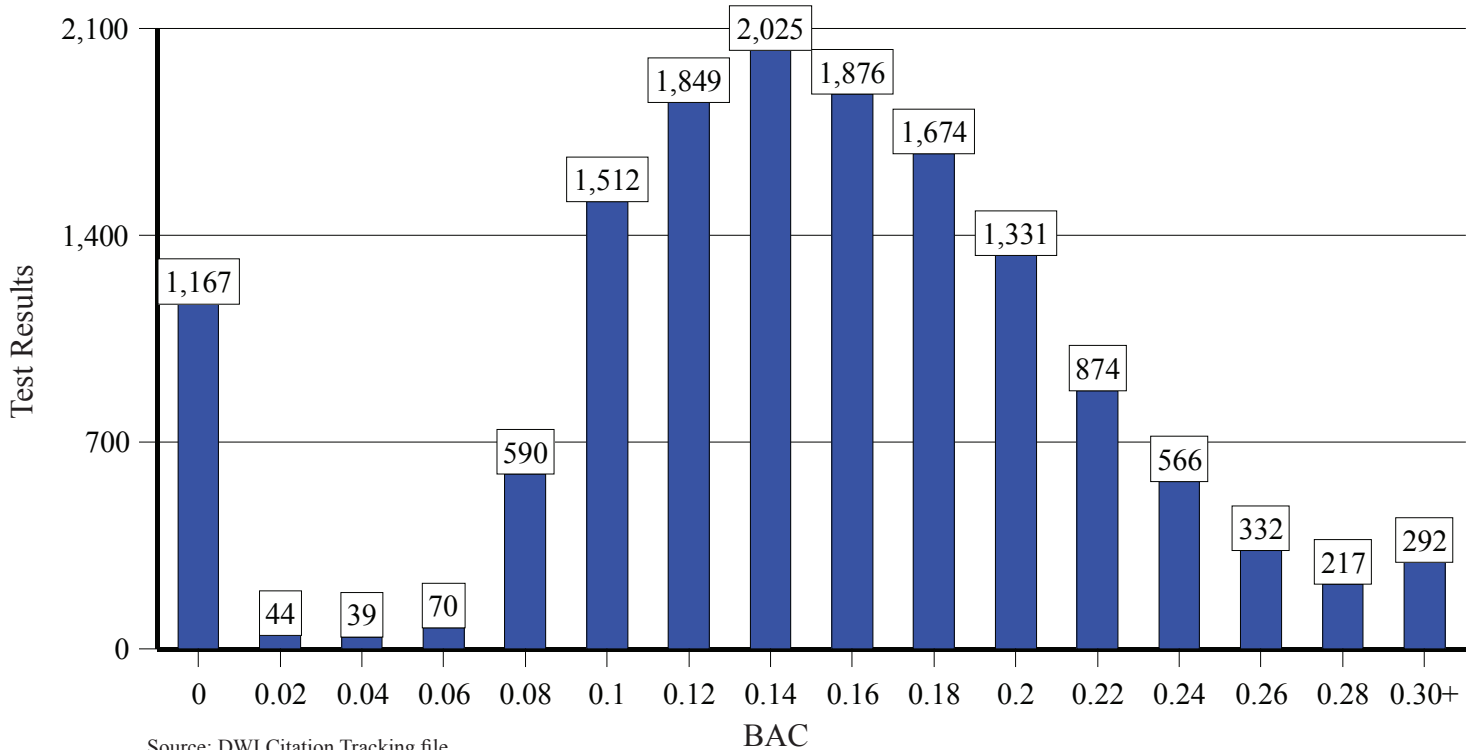
- ◆ These are drivers or pedestrians in crashes who reportedly had been drinking.
- ◆ People under the legal drinking age of 21 accounted for 9 percent of the DWI convictions in 2007.
- ◆ See explanation of conviction counts on page 18.

BAC Test Refusals, 1997-2007



Source: DWI Citation Tracking file

BAC Test Results, 2007



Source: DWI Citation Tracking file

◆ The mean BAC (Blood Alcohol Concentration) result was 0.16, double the legal limit for drivers over 21. This average excludes tests with a result of 0.0 BAC.

RESULTS

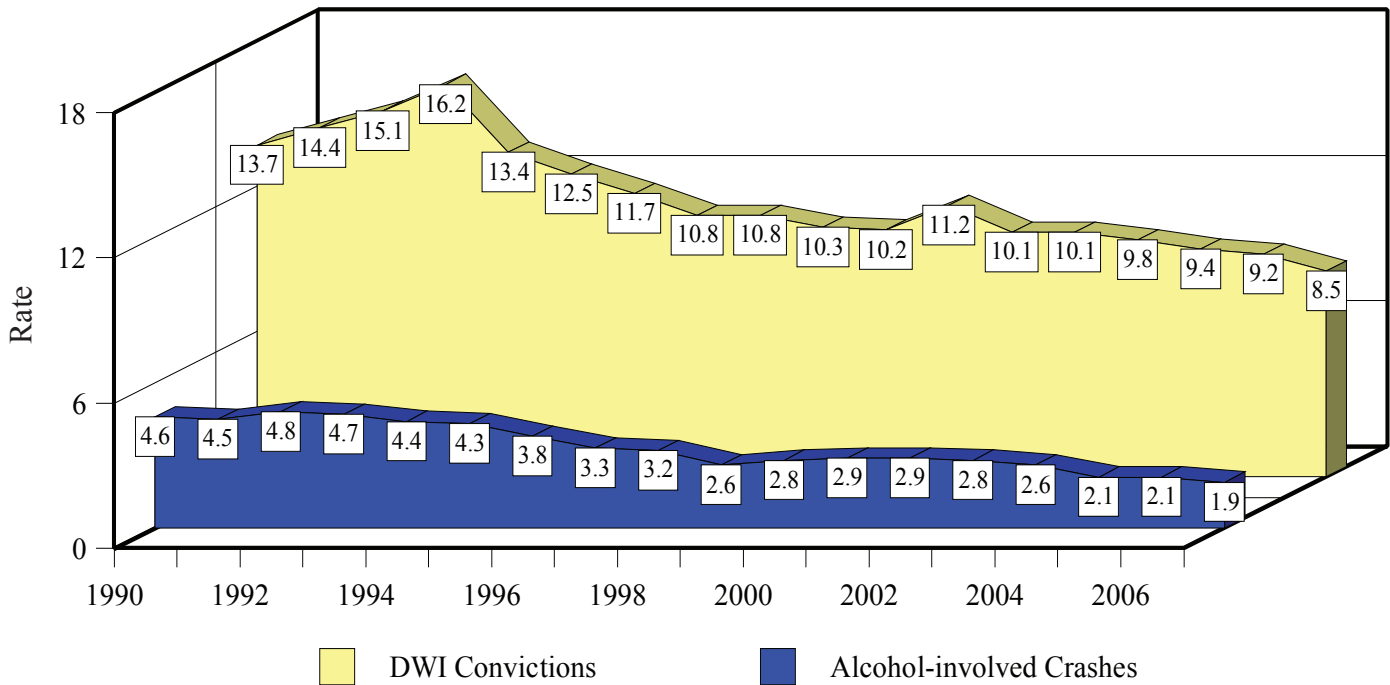
Mean Number of Days to Court Disposition by County, 2007

County	Total Arrests	Percent Crash Involved ¹	Mean BAC ²	Citations Resolved ³		Mean Days ⁴	
				DWI Conviction	Dismissal	DWI Conviction	Dismissal
Bernalillo	7,398	11	0.15	3,869	1,510	166	172
Catron	29	10	0.14	18	6	58	139
Chaves	326	18	0.16	245	27	102	150
Cibola	448	6	0.16	279	92	102	140
Colfax	119	11	0.16	70	32	103	107
Curry	385	10	0.15	255	31	115	149
De Baca	25	16	0.13	11	11	144	98
Doña Ana	1,634	16	0.15	988	97	86	114
Eddy	388	21	0.16	258	35	69	68
Grant	195	24	0.15	134	31	92	111
Guadalupe	42	21	0.16	30	3	119	173
Harding	5	0	0.15	5	0	142	0
Hidalgo	83	9	0.15	65	8	80	101
Lea	481	15	0.16	316	66	67	115
Lincoln	187	24	0.16	122	22	75	132
Los Alamos	53	30	0.17	30	9	99	132
Luna	218	11	0.14	154	38	89	150
McKinley	1,205	9	0.17	747	216	107	153
Mora	44	22	0.16	26	8	105	161
Otero	372	19	0.15	245	50	89	106
Quay	103	14	0.16	87	8	68	139
Rio Arriba	628	13	0.16	356	119	111	140
Roosevelt	211	12	0.14	162	20	94	136
Sandoval	661	14	0.17	399	110	141	160
San Juan	1,677	14	0.16	1,224	169	105	125
San Miguel	335	14	0.16	232	40	115	154
Santa Fe	1,233	17	0.16	667	131	111	161
Sierra	134	17	0.17	87	32	130	216
Socorro	213	19	0.16	111	38	107	164
Taos	219	29	0.17	101	75	143	128
Torrance	137	12	0.15	98	15	85	143
Union	44	4	0.15	20	20	32	66
Valencia	326	18	0.16	116	112	102	132
Total	19,558	13	0.15	11,527	3,181	123	154

Source: DWI Citation Tracking file

- 1 This is the percentage of citations that were issued after a traffic crash brought the DWI incident to police attention.
- 2 Only citations for which a BAC was determined are included; citations for which the offender refused to submit to a BAC test are excluded.
- 3 These are citations issued in 2007 for which results were available by July 2008. The conviction counts differ from those in other tables because these are based on citations issued in 2007 as opposed to convictions handed down in 2007. The resulting convictions or dismissals could have been decided in 2008.
- 4 These are the average number of days from the date of the citation to the date of any court disposition as of July 2008. For example, the 3,869 convictions in Bernalillo County were decided on average within 166 days after the citation.

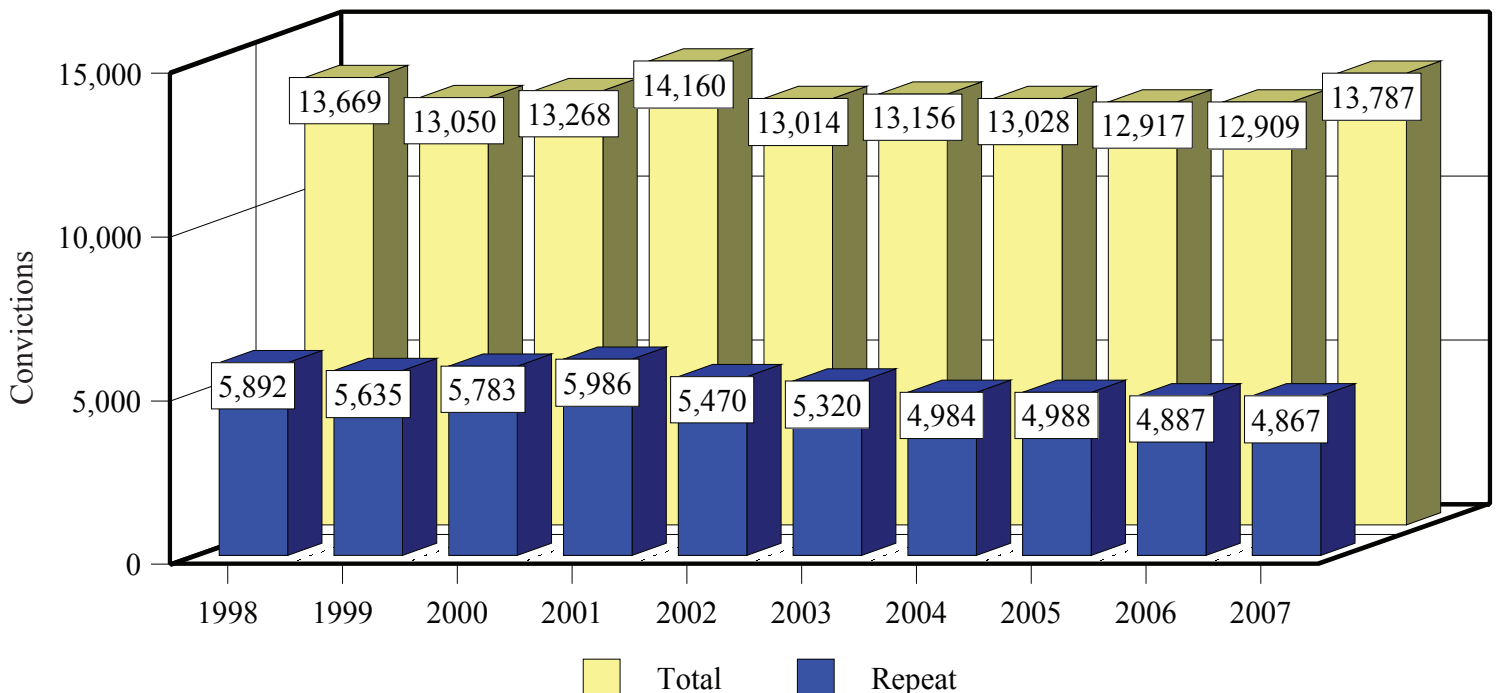
DWI Conviction Rates and Alcohol-involved Crash Rates, 1990-2007



Sources: Driver History file and Crash files

- ◆ The rates are incidents (convictions or crashes) per 1,000 licensed drivers. See page 18 for a note about convictions. The rate of alcohol-involved crashes has decreased 60% from 1992 to 2007.











Repeat and Total DWI Convictions, 1998-2007



Source: Driver History file








REPEAT OFFENDERS

Lifetime DWI Convictions for Drivers Convicted of DWI in 2007

Conviction	Since 1982	Percent	Number of DWI Convictions Since 1982		
1st	8,778	67.7			
2nd	2,463	19.0			
3rd	1,067	8.2			
4th	392	3.0			
5th	155	1.2			
6th	68	0.5			
7th	28	0.2			
8th	6	0.0			
9th	4	0.0			
10th or more	1	0.0			
Total	12,962	100.0	3,000	6,000	9,000

Source: Driver History file

DWI Convictions since 2002 for Drivers Convicted of DWI in 2007

Conviction	Since 2002	Percent	Number of DWI Convictions Since 2002			
1st	10,470	80.8				
2nd	2,004	15.5				
3rd	403	3.1				
4th	69	0.5				
5th	11	0.1				
6th	4	0.0				
10th or more	1	0.0				
Total	12,962	100.0	2,500	5,000	7,500	10,000

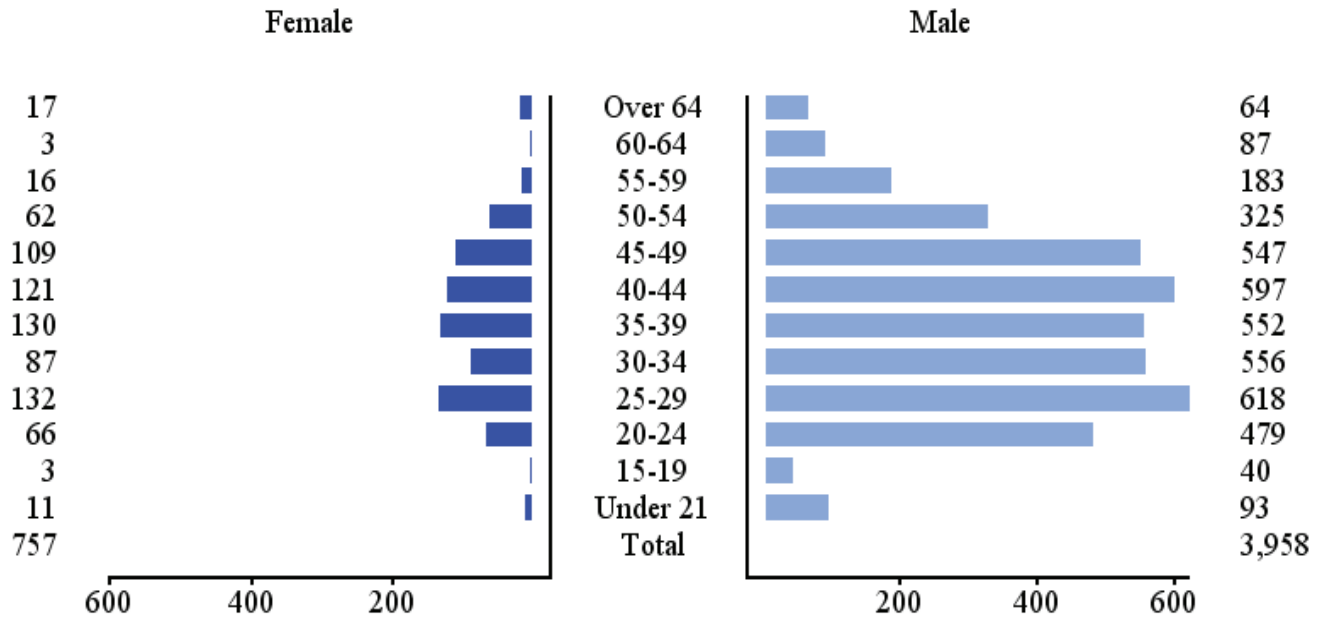
Source: Driver History file

◆ There were 12,962 people convicted of DWI in 2007. Of those, 10,470 had not been convicted since 2002, and 8,778 had not been convicted since 1982 (1,692 had been convicted at least once between 1982 and 2002). The number of repeat convictions (4,867, see chart on page 17) is *not* equal to the total minus the number of first convictions, because some people were convicted more than once in 2007. Only their last conviction is included in the table above, while all repeat convictions are included in the chart on the next page.

◆ **Conviction note:** Unless otherwise noted, conviction counts in this report are based on convictions handed down in 2007, and are only comparable to counts since the 1994 edition of this report. The citations which resulted in these convictions could have been issued before 2007. Due to the sometimes lengthy period between citation and conviction (see table on page 16), counting convictions resulting from citations issued during a particular year would result in convictions after the publication of this report never being counted. By counting convictions regardless of citation date, all convictions are included.

REPEAT OFFENDERS

DWI Repeat Convictions by Age and Sex, 2007



Source: Driver History file

♦ See page 18 for a note about convictions.

Repeat DWI Convictions by NMDOT Districts*, 1998 - 2007

Year	District 1	District 2	District 3	District 4	District 5	District 6	State
1998	638	938	1,663	332	1,387	915	5,892
1999	600	938	1,585	324	1,336	824	5,635
2000	675	917	1,465	310	1,602	785	5,783
2001	757	834	1,855	296	1,554	678	5,986
2002	704	674	1,664	308	1,515	587	5,470
2003	724	683	1,585	265	1,401	654	5,320
2004	699	623	1,143	302	1,401	808	4,984
2005	688	586	1,469	257	1,358	618	4,988
2006	693	520	1,487	234	1,224	656	4,887
2007	613	580	1,427	262	1,237	737	4,867

Source: Driver History file

* These Districts are based on counties, with the following definitions:

District 1: Doña Ana, Grant, Hidalgo, Luna, Sierra and Socorro

District 2: Chaves, Curry, De Baca, Eddy, Lea, Lincoln, Otero and Roosevelt

District 3: Bernalillo and Valencia

District 4: Colfax, Guadalupe, Harding, Mora, Quay, San Miguel and Union

District 5: Los Alamos, Rio Arriba, San Juan, Santa Fe, Taos and Torrance

District 6: Catron, Cibola, McKinley and Sandoval

INDEX & SOURCES

Age	5, 14, 19	DWI crashes	
Agency	10	All	2, 8, 9, 13
Arrests	10, 11, 14, 16	Fatal or Injury	6, 7, 10, inside back cover
BAC tests	15, 16	Economic impact	5
BAC test refusal	15	Fatalities	2, 4, 8, 9, 12, 14
Citations	10, 11, 14, 16	Hour	11
Crash related	16	Laws	6, 7
City	9	Licensed drivers	8, 9, 14
Contributing factors	12	Mean BAC	15, 16
Convictions	8, 9, 14, 16, 17	Mean days	16
Repeat convictions	17, 18, 19	Month	10
County	5, 8, 16	Other drugs	2
Day	10	Penalties	6, 7
Days to disposition	16	Population	2, 5
District	19	Rates	2, 8, 9, 14, 17
Drug	4	Sex	13, 14, 19
		Sober people	5
		Under 18	5
		Under 21	6, 14, 19

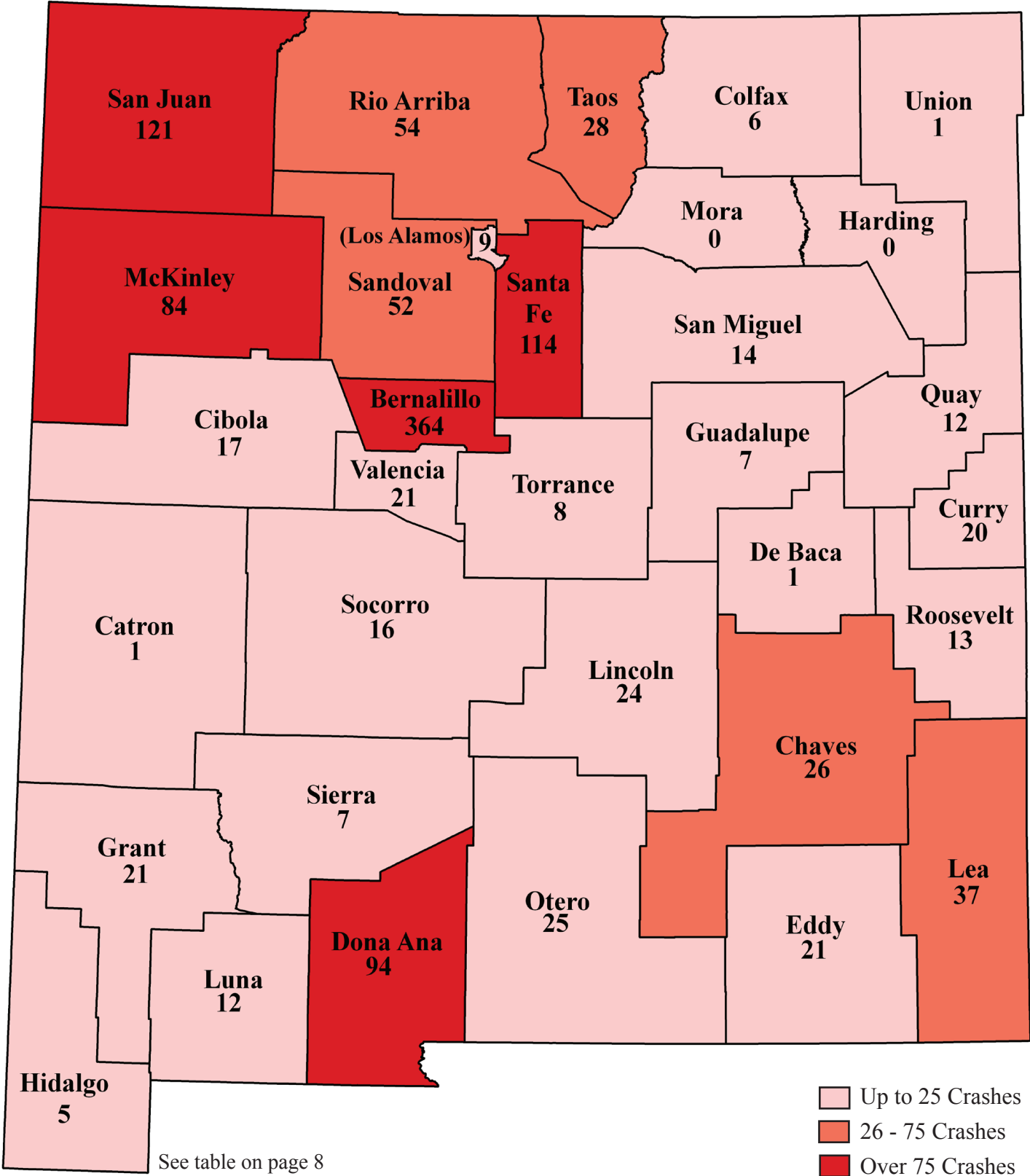
Source data are noted below each table. The data sources are:

BAC results	The Blood Alcohol Content (BAC) data for the chart on page 11 are from the Motor Vehicle Division's DWI Citation Tracking file (see below).
Crash files	Information from crash reports are submitted by the many law enforcement agencies in the state, compiled and processed by the NMDOT, Transportation Statistics Bureau and then reprocessed by the Division of Government Research, University of New Mexico.
Driver History file	Driver's license and conviction data maintained by the Motor Vehicle Division. Conviction data are current as of July 2008.
DWI Citation Tracking file	Data from all DWI citations submitted to, and maintained by, the Motor Vehicle Division. BAC test results in this file generally include only breath tests. Data are as of July 2008.
Fatality Analysis Reporting System	Database of all fatal crashes on public roads in the United States. This file is maintained by the National Highway Traffic Safety Administration
Licensed drivers	Counts are as of July 2008 from the Driver History file maintained by the Motor Vehicle Division.
Population	Except where noted, estimates are from the U.S. Census Bureau.

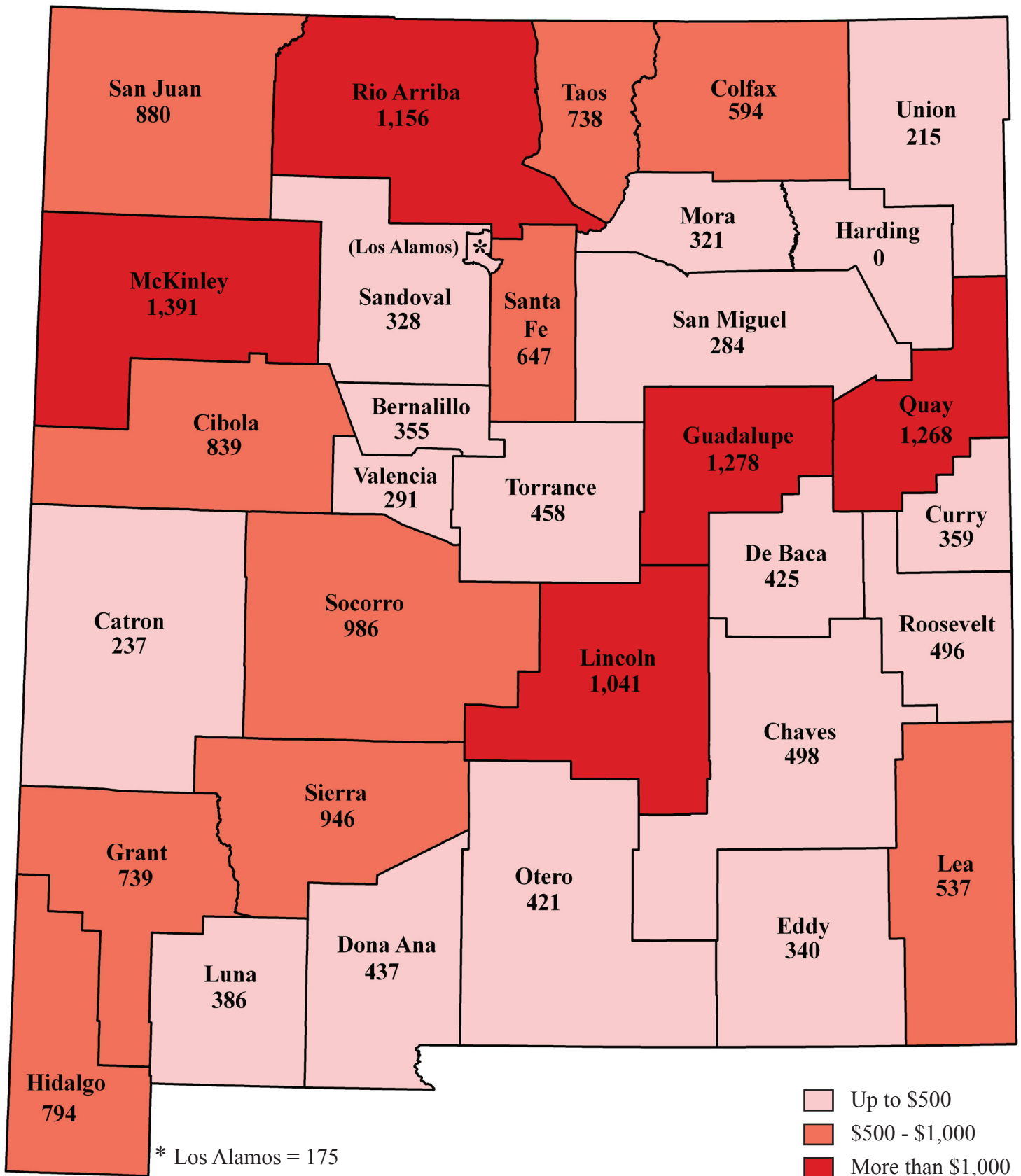
The Division of Government Research provides a wide range of data processing and analysis services. This report presents a portion of the data available concerning DWI in the state of New Mexico. These data are processed by DGR, but owned by the NM Department of Transportation or the Motor Vehicle Division of the Taxation and Revenue Department. Requests for further information should be directed to the Traffic Safety Bureau at the address inside the front cover.

Several people at DGR are responsible for the data and analysis included in this report. Bich-Hanh Nguyen is Acting Manager of DGR. Editor of this report was Bich-Hanh Nguyen and was produced by assistant editor David Jacobs, with further assistance from Jim Holten IV and James Sturgis.

Number of Fatal or Injury Alcohol-involved Crashes, 2007



Per Capita Cost Estimates of Alcohol-involved Crashes, 2007



DWI Cost estimates based on FHWA economic loss formulae
 Population estimates are from July 2007
 New Mexico's cost estimate is \$522 Per capita